




positioning
patients for life.®


PRODUCT GUIDE & USER MANUAL

RT-4551BAR-04

Elekta® Compatible Locating Bar





<div><div>EC</div><div>REP</div></div>		<p>Advena Limited Tower Business Centre, 2nd Flr Tower Street, Swatar, BKR 4013 Malta</p>	<div> Made in the USA by Qfix 440 Church Rd, Avondale, Pennsylvania, USA +1 610-268-0585 www.Qfix.com</div>
--	--	---	--

Elekta® is a registered trademark of Elekta AB.

TABLE OF CONTENTS

GENERAL PRECAUTIONS..... 4

 WARNING STATEMENTS 4

 PATIENT TARGET GROUPS 4

 INTENDED USERS 4

 SERIOUS INCIDENTS..... 4

 WARNING LABELS & DESCRIPTIONS 4

OPERATING INSTRUCTIONS..... 5

 SET UP 5

 REMOVAL..... 5

MAINTENANCE..... 6

 CLEANING THE SYSTEM 6

GENERAL PRECAUTIONS

WARNING STATEMENTS

! WARNING ! NO MODIFICATION OF THIS EQUIPMENT IS ALLOWED. IF ANY PART OF THIS DEVICE EXPERIENCES A CATASTROPHIC LOAD, APPEARS DAMAGED OR FUNCTIONS IMPROPERLY, DISCONTINUE USE IMMEDIATELY AND CONTACT QFIX AT +1 484-720-6054 OR TECHSUPPORT@QFIX.COM.

PATIENT TARGET GROUPS

Patient's undergoing radiation therapy or diagnostic imaging procedures.

INTENDED USERS

The intended user for the products is a person qualified in accordance with the requirements of the regulatory region.

SERIOUS INCIDENTS

Please report any serious incidents (e.g. incidents which result in or have the potential to result in death or serious injury) to both Qfix and your country's Competent Authority.

WARNING LABELS & DESCRIPTIONS

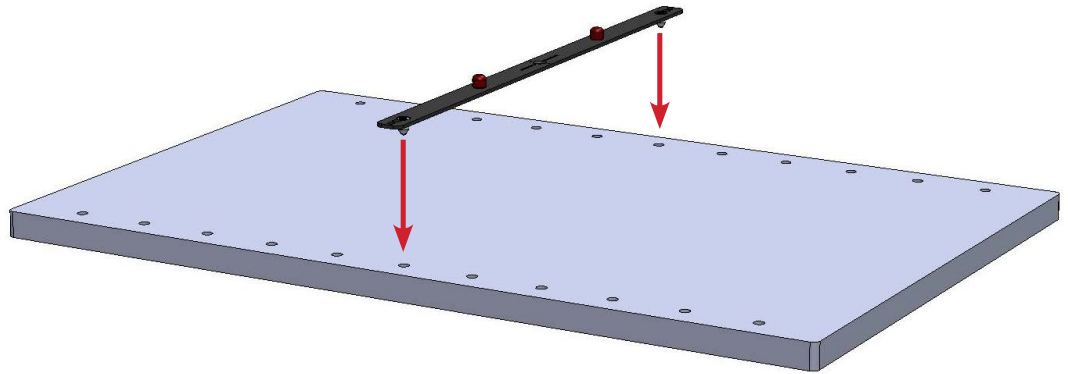
Refer to Qfix.com for a listing of symbols and their definitions.

OPERATING INSTRUCTIONS

SET UP

LOCATING BAR INSTALLATION

The Locating Bar has two locating pins that match most standard positioning accessories. To attach, place either end of the Locating Bar in the appropriate index holes.



REMOVAL

LOCATING BAR REMOVAL

Pull up on either end of the Locating Bar.

MAINTENANCE

CLEANING THE SYSTEM

The Elekta Locating Bar can be cleaned with a mild, non-abrasive cleaning or disinfecting solution. To clean, apply solution to clean cloth and wipe the surface.

The following cleaning materials have been tested and found to be appropriate for cleaning the Elekta Locating Bar surface. To disinfect the Elekta Locating Bar surface, refer to specific instructions from the cleaning agent manufacturer.

- Water
- A 10% Clorox® Bleach Solution
- Isopropyl Alcohol
- Cidex® 2.4% Activated Dialdehyde Solution
- Soap and Water



440 Church Road
Avondale, PA 19311 USA
www.Qfix.com

+1 610.268.0585 / 800.526.5247

+1 610.268.0588 / 800.831.8174

sales@Qfix.com