



positioning
patients for life.®

ADDENDUM

RT-4600-02

Encompass™ Standalone Device

Compatible with HexaPOD™ evo RT System

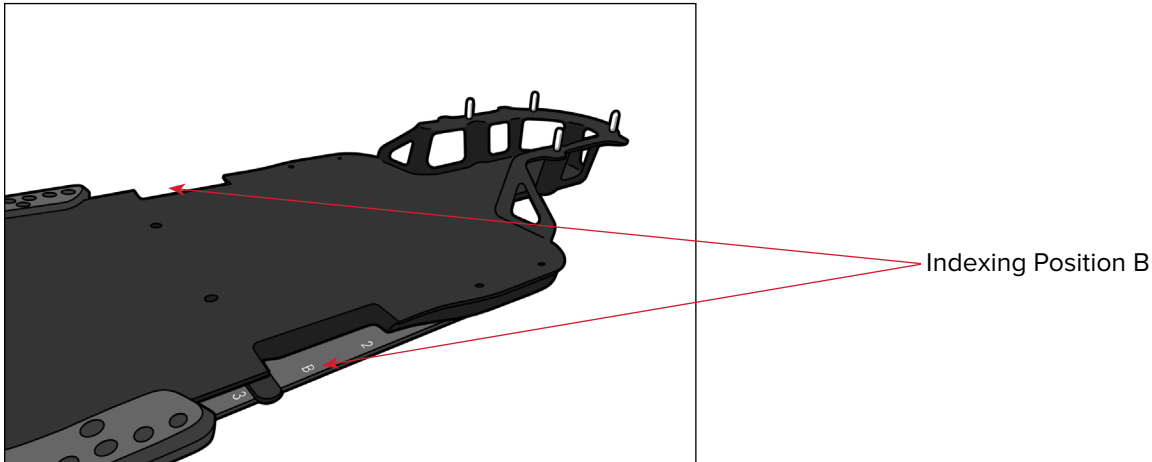


INSTRUCTIONS

INSTALLATION

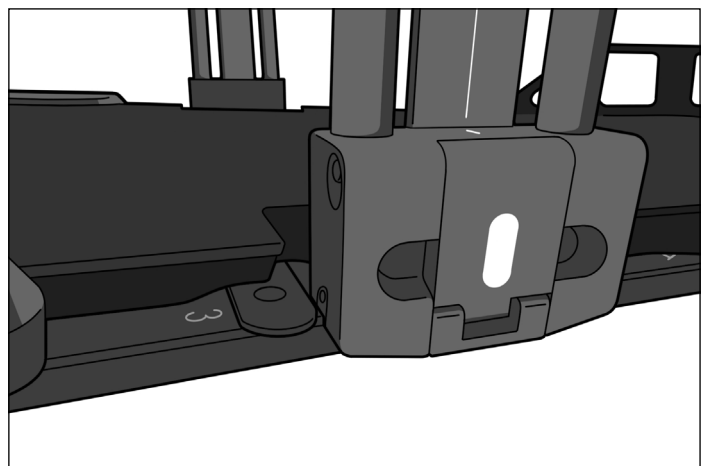
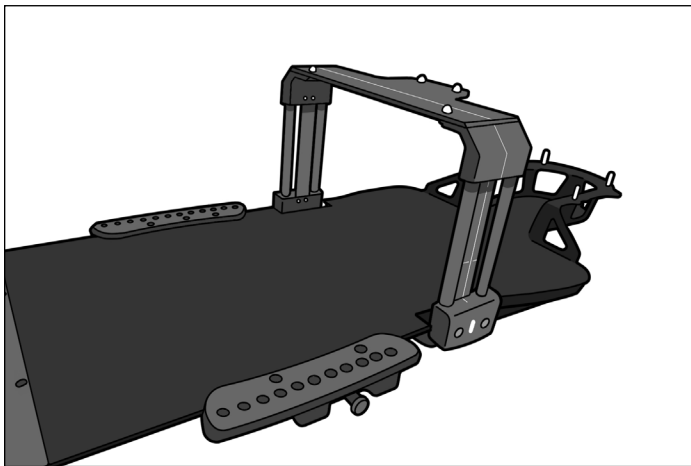
1. Install the Direct Indexing Adapters onto the Encompass Device referring to the Installation & User Manual for the Direct Indexing Adapters (M034).
2. Install Encompass device on the Elekta iBEAM® evo Couchtop ensuring Indexing Position B is accessible through the cutouts on each side of the device.

! NOTE ! The Encompass device is only compatible with the Elekta HexaPOD™ Reference Frame in Position B.



3. Install Elekta HexaPOD Reference Frame in Indexing Position B on the Elekta iBEAM® evo Couchtop referring to manufacturer's instructions.

! NOTE ! Ensure no interference between Reference Frame and Encompass device.



4. Refer to the Product Guide & User Manual for Encompass Devices (M158) for operating instructions, product features, specifications, warnings, cautions, and other general precautions related to the use of the Encompass™ SRS Immobilization System.

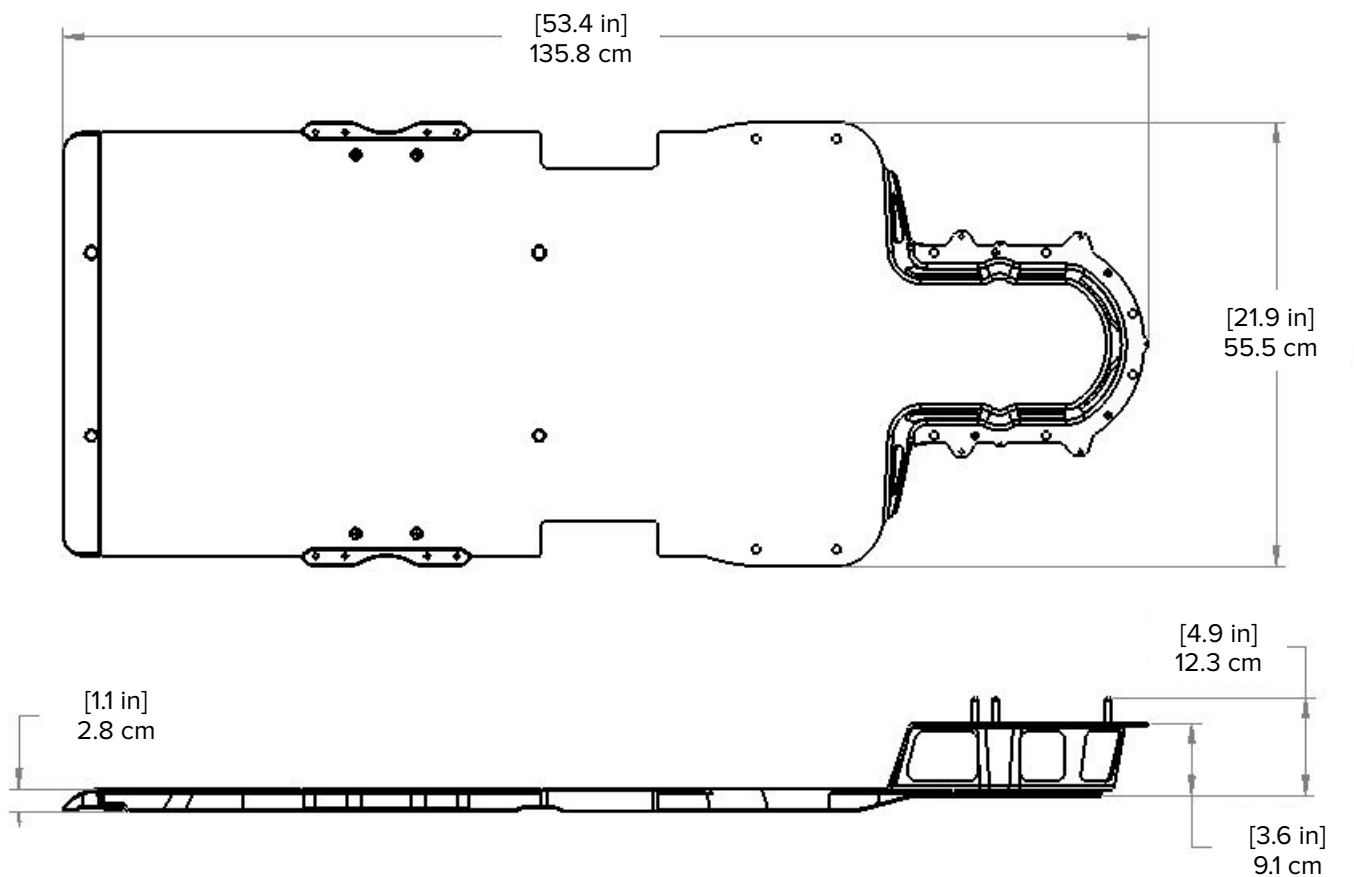
SPECIFICATIONS

ENCOMPASS™ STANDALONE DEVICE RT-4600-02

Length: 1358 mm

Weight Limit: 249 kg (550 lbs) Uniformly Distributed Load at maximum cantilever position indicated on device.

Handling Weight: 5 kg (11 lbs)



Encompass is a trademark of Qfix.
HexaPOD is a trademark of Elekta.
iBEAM® is a registered trademark of Elekta.



440 Church Road
Avondale, PA 19311 USA
www.Qfix.com

☎ +1 610.268.0585 / 800.526.5247

📠 +1 610.268.0588 / 800.831.8174

✉ sales@Qfix.com