



positioning
patients for life.®


PRODUCT GUIDE & USER MANUAL

RT-4543C & RT-4546C

ArmShuttle™ & ArmShuttle™ Elite





EC	REP	Advena Limited Tower Business Centre, 2nd Flr Tower Street, Swatar, BKR 4013 Malta	 Made in the USA by Qfix 440 Church Rd, Avondale, Pennsylvania, USA +1 610-268-0585 www.Qfix.com
----	-----	---	--

Armshuttle, Quest and Access are trademarks of Qfix.

Clorox® is a registered trademark of The Clorox Company.

Cidex® is a registered trademark of Johnson & Johnson.

TABLE OF CONTENTS

GENERAL PRECAUTIONS..... 4

 WARNING STATEMENTS 4

 SERIOUS INCIDENTS 4

 WARNING LABELS & DESCRIPTIONS 4

INTENDED USE..... 5

OPERATING INSTRUCTIONS 6

MAINTENANCE.....7

 CLEANING THE SYSTEM7

 DISINFECTING THE SYSTEM.....7

PARTS LIST 8

SETUP SHEET 9

 RT-4543C & RT-4546C ARMSHUTTLE™ & ARMSHUTTLE™ ELITE..... 9

GENERAL PRECAUTIONS

WARNING STATEMENTS

! WARNING ! NO MODIFICATION OF THIS EQUIPMENT IS ALLOWED. IF ANY PART OF THIS DEVICE EXPERIENCES A CATASTROPHIC LOAD, APPEARS DAMAGED OR FUNCTIONS IMPROPERLY, DISCONTINUE USE IMMEDIATELY AND CONTACT QFIX AT +1 484-720-6054 OR TECHSUPPORT@QFIX.COM.

! WARNING ! DO NOT ALLOW PATIENT TO ADJUST POSITION USING THE ARMSHUTTLE HANDLES.

! WARNING ! DO NOT USE THE ARMSHUTTLE TO ADJUST ANGLE OF THE PATIENT SURFACE.

SERIOUS INCIDENTS

Please report any serious incidents (e.g. incidents which result in or have the potential to result in death or serious injury) to both Qfix and your country's Competent Authority.

WARNING LABELS & DESCRIPTIONS

Refer to Qfix.com for a listing of symbols and their definitions.

INTENDED USE

This device is intended to immobilize, position and reposition patients undergoing radiation therapy.

! NOTE ! United States Federal law restricts this device to sale by or on the order of a physician.

PATIENT TARGET GROUPS

Patients undergoing radiation therapy or diagnostic imaging procedures.

INTENDED USERS

The intended user for the products is a person qualified in accordance with the requirements of the regulatory region.


OPERATING INSTRUCTIONS



1



2



1



2

MAINTENANCE

CLEANING THE SYSTEM

The device can be cleaned with a mild, non-abrasive cleaning or disinfecting solution. To clean, apply solution to clean cloth and wipe the surface. Visually inspect the device, if it is not clean, repeat the previous cleaning steps until visually clean. Use a clean cloth moistened with water to wipe the device to remove any cleaning agent residue. To dry, wipe the device with a clean, dry cloth. The following cleaning material has been tested and found to be appropriate for cleaning the device.

- Water
- Soap and Water

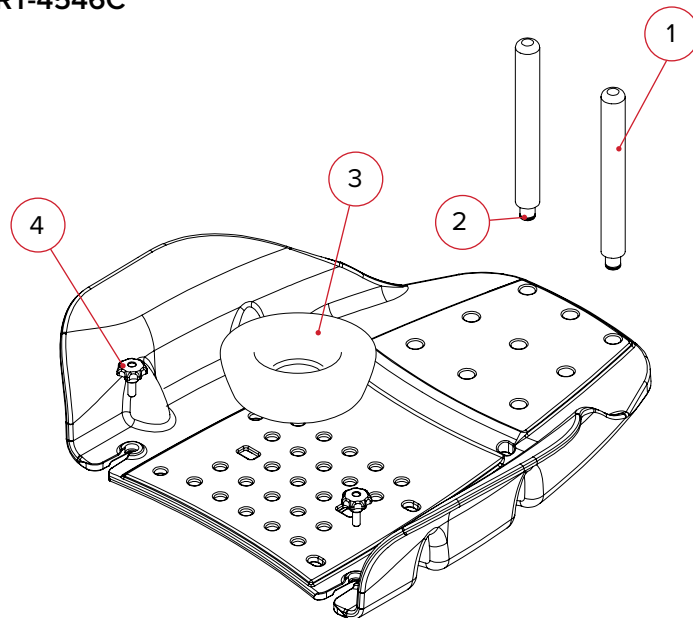
DISINFECTING THE SYSTEM

To disinfect the device surface, refer to specific instructions from the cleaning agent manufacturer.

- 10% Clorox® Bleach Solution
- Isopropyl Alcohol
- Cidex® 2.4% Activated Dialdehyde Solution

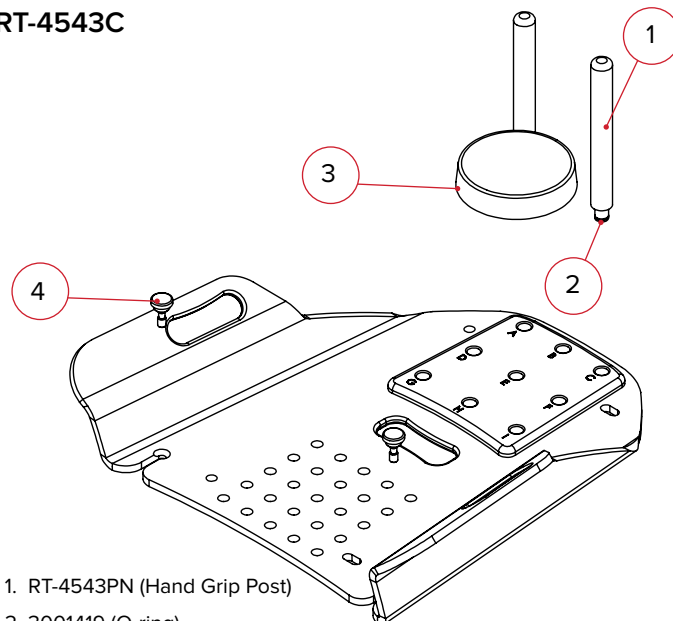
PARTS LIST

RT-4546C



- 1. RT-4543PN (Hand Grip Posts)
- 2. 3001419 (O-ring)
- 3. RT-4546H (Foam Headrest)
- 4. 2004451 (Threaded Knob)

RT-4543C



- 1. RT-4543PN (Hand Grip Post)
- 2. 3001419 (O-ring)
- 3. 2000109 (Foam Headrest)
- 4. 2001643 (Knob)

SETUP SHEET

RT-4543C & RT-4546C ARMSHUTTLE™ & ARMSHUTTLE™ ELITE

Patient Name:

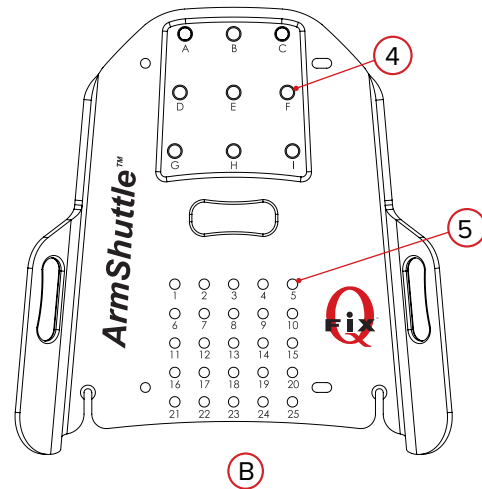
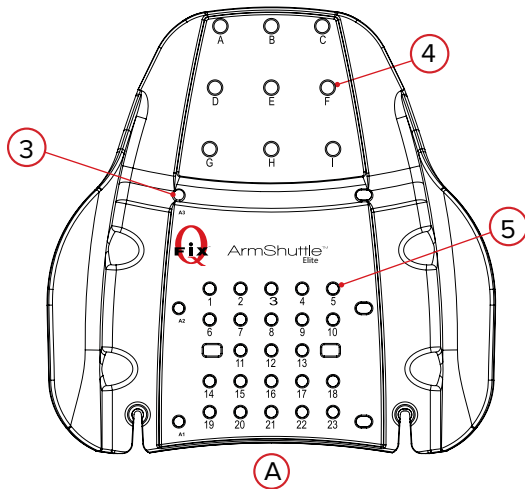
Patient ID #:

Setup by:

Physician:

Date:

Comments:



1. ArmShuttle Used (select one): ArmShuttle Elite with Access™ Supine ArmShuttle™ with QUEST™ Breastboard
Other Device:

2. Location of Locating Bar(s) on device (if applicable):

3. Location of Locating Bar(s) (select ones used) (only ArmShuttle Elite) **A1** **A2** **A3** **NONE USED**

4. Location of Hand Post(s) (select ones used)

A **B** **C** **D** **E** **F** **G** **H** **I** **NONE USED**

5. Location of Headrest (number 1–25): Type of Headrest Used:

Notes:



440 Church Road
Avondale, PA 19311 USA
www.Qfix.com

☎ +1 610.268.0585 / 800.526.5247

🖨 +1 610.268.0588 / 800.831.8174

✉ sales@Qfix.com

2004227_EN_K
2021-07