



INSTALLATION MANUAL

RT-4551KVPP

kVue™ Pinch Point Cover for the Varian Exact®/ Truebeam™ Couch Base



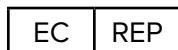
! WARNING ! KVUE PINCH POINT COVER MUST BE INSTALLED WHEN MOUNTING THE KVUE ON THE VARIAN EXACT® /TRUEBEAM™ COUCH BASE. *

***including, but not limited to, all Varian® Linear Accelerators with the Exact® or Truebeam™ Couch Base. includes the Low and High Energy C-Series Clinacs®, Acuity™, and Ximatron® product lines.**

! NOTE ! Installation of the kVue Cover should be done before installation of the kVue Couchtop.

WARNING STATEMENTS

! WARNING ! NO MODIFICATION OF THIS EQUIPMENT IS ALLOWED. IF ANY PART OF THIS DEVICE EXPERIENCES A CATASTROPHIC LOAD, APPEARS DAMAGED OR FUNCTIONS IMPROPERLY, DISCONTINUE USE IMMEDIATELY AND CONTACT QFIX AT +1 484-720-6054 OR TECHSUPPORT@QFIX.COM.



Advena Limited
Tower Business Centre, 2nd Flr
Tower Street, Swatar, BKR 4013
Malta



Made in the USA by
Qfix

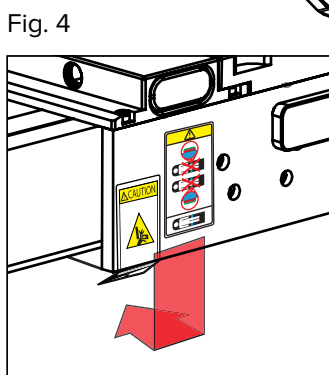
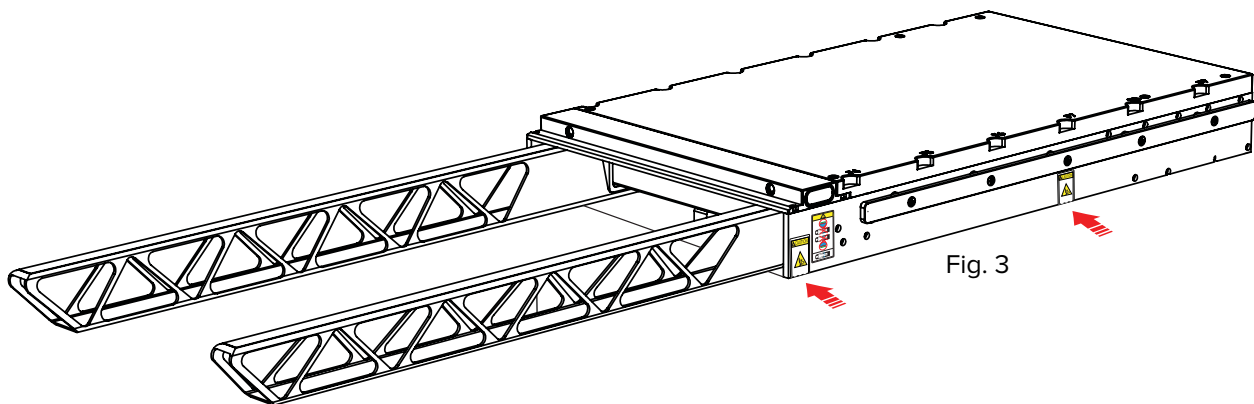
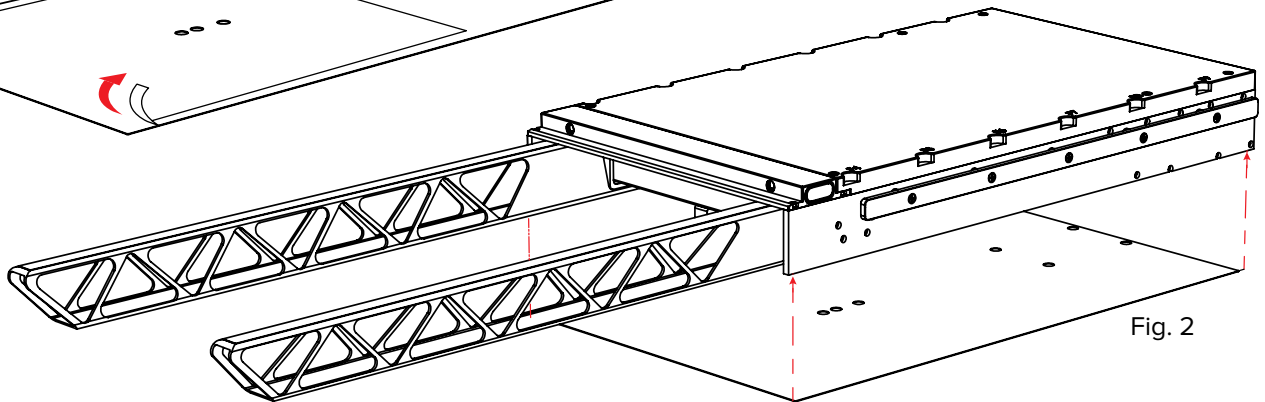
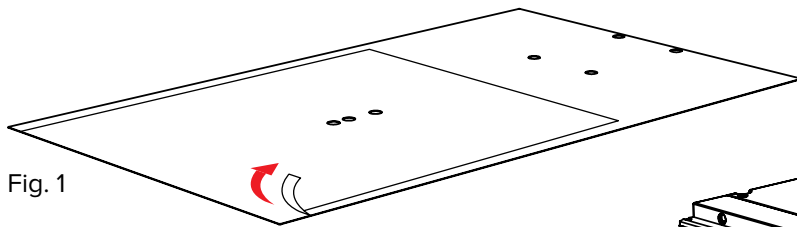
440 Church Rd, Avondale, Pennsylvania, USA
+1 610-268-0585 www.Qfix.com

kVue is a trademark of Qfix.

Varian®, Exact®, Clinacs®, Acuity® and Ximatron® are registered trademarks of Varian Medical Systems.
TrueBeam™ is a trademark of Varian Medical Systems.

INSTALLATION

1. Before applying kVue Pinch Point Cover, wipe down the under side of the Couchtop with isopropyl alcohol and dry with a lint free cloth. Make sure surface is dry before applying kVue Pinch Point Cover.
 2. Remove adhesive backing from kVue Pinch Point Cover. (Fig. 1)
 3. Line up cover with the bottom of the kVue Couchtop and apply. (Fig 2.)
- ! NOTE ! Ensure that cover is aligned properly along the edges. If any of the plastic is overhanging, trim off before proceeding to Step 4.**
4. Apply two point CAUTION labels where shown in Fig. 3. Repeat this step on the alternate side, applying the remaining two labels.
 - a. Remove adhesive backing from decal to apply.
 - b. When applying decals, the dashed line should be collinear with the bottom edge of the Couchtop and then folded to adhere to the bottom of the Cover as shown in Fig. 4.
 5. Refer to kVue Installation Manual to attach the kVue Couchtop onto the couch base.



440 Church Road
Avondale, PA 19311 USA
www.Qfix.com

+1 610.268.0585 / 800.526.5247

+1 610.268.0588 / 800.831.8174

sales@Qfix.com 2001825_EN_G