

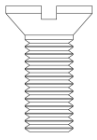


# SBRT Rails-Only Demonstration Kit

---

REFERENCE GUIDE

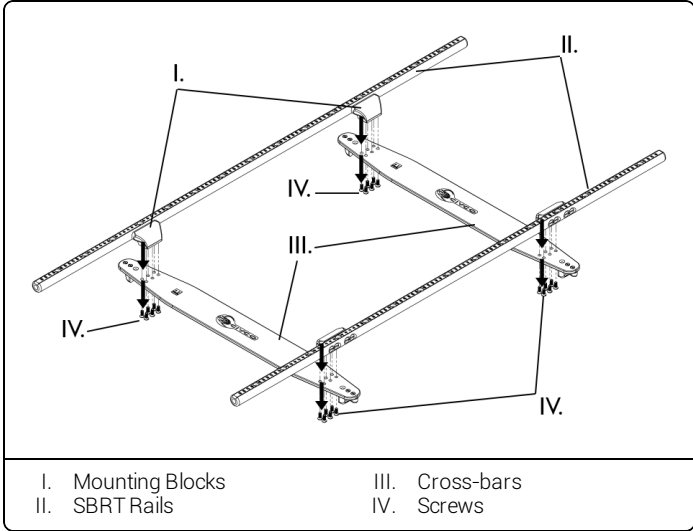
**CIVCO**



 <p>#10-24 x 1/2" for mounting cross-bar assembly to rails</p>	 <p>#10-32 x 3/4" for assembling Interloc® cross-bar</p>	 <p>#8-32 x 1/2" for assembling Prodigy™ cross-bar</p>
---	---	---

DISASSEMBLING RAILS-ONLY UNIT

1. Remove #10-24 x 1/2" screws (24) from mounting blocks on SBRT rail assembly.
2. Separate cross-bars from rails.

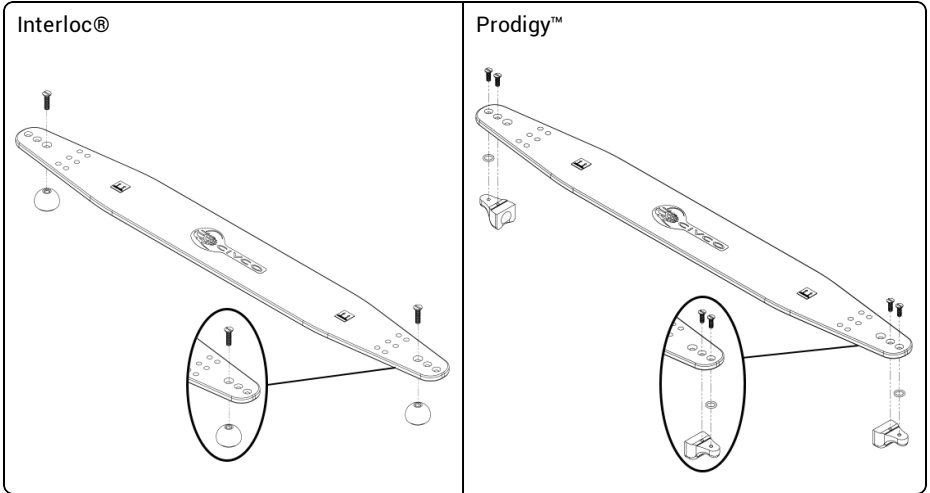


ASSEMBLING INTERLOC® / PRODIGY™ CROSS-BARS

**⚠ WARNING**

- Using incorrect screw to attach ends could result in device damage and/or patient mistreatment.

- Use appropriate screws to assemble cross-bar, ensure screws are in the correct locations (*refer to illustrations below*).
  - Interloc®: #10-32 x 3/4" screws
  - Prodigy™: #8-32 x 1/2" screws

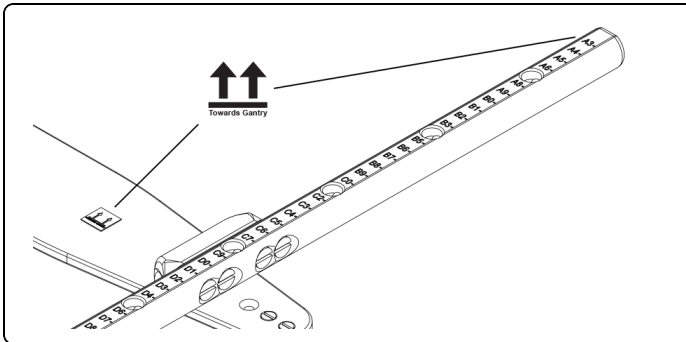


### ASSEMBLING RAILS-ONLY UNIT

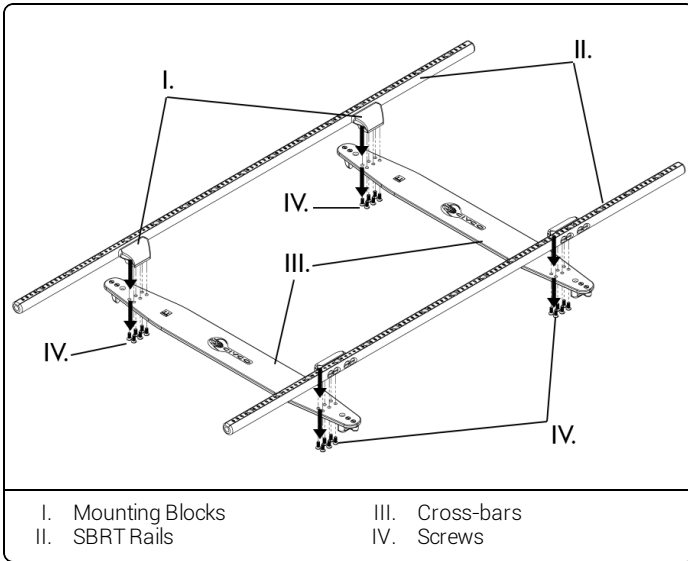
#### ⚠ WARNING

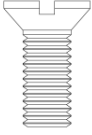


- Failure to assemble rails with proper screws or proper orientation could result in device damage and/or patient mistreatment.

- Ensure Towards Gantry labels on both cross-bars are aligned correctly with rail indexing (*refer to illustrations below*).



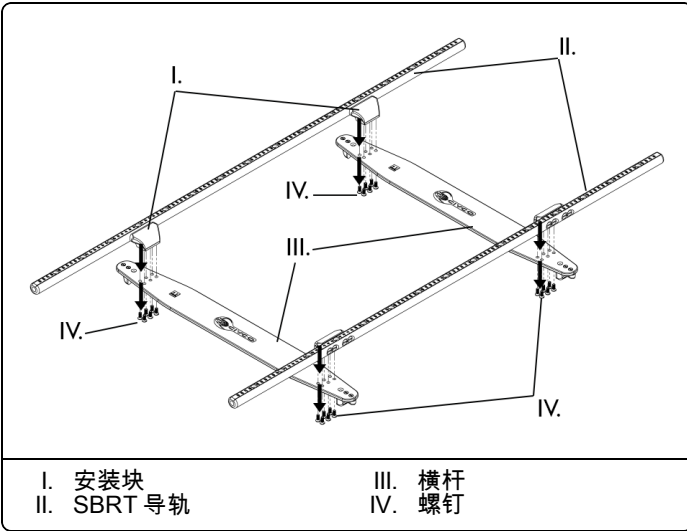
2. Attach desired cross-bars using #10-24 x 1/2" screws (24) into mounting blocks on SBRT rail assembly.



 <p>#10-24 x 1/2", 用于将横杆组件安装到导轨</p>	 <p>#10-32 x 3/4", 用于装配 Interloc®横杆</p>	 <p>#8-32 x 1/2", 用于装配 Prodigy™横杆</p>
--	--	--

拆卸导轨 - 仅单元

1. 从 SBRT 导轨组件的安装块上卸下 #10-24 x 1/2" 螺丝 (24)。
2. 从导轨上分开横杆。

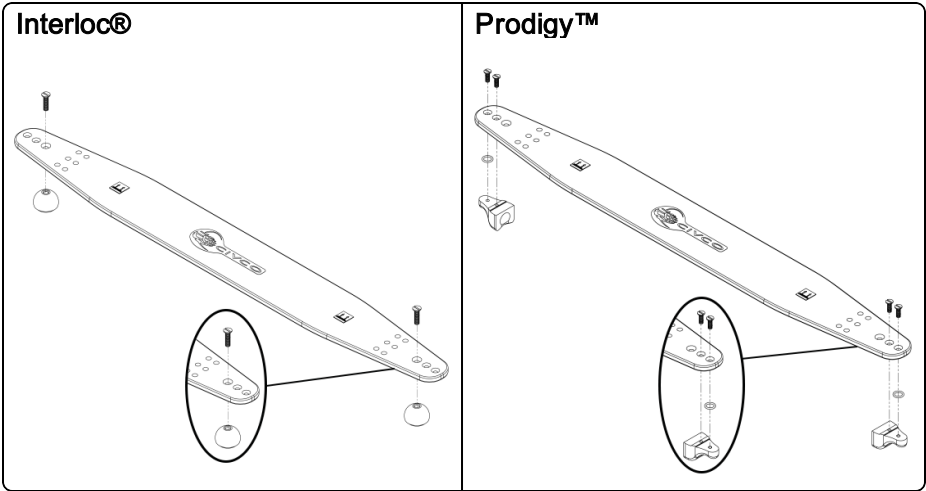


## 装配INTERLOC®/PRODIGY™横杆

### 警告

- 如果使用不正确的螺丝连接端部，则会导致设备损坏和/或患者不舒适。

1. 使用合适的螺丝装配横杆，确保螺丝处于正确位置（参见下列示意图）。
  - Interloc®: #10-32 x 3/4" 螺丝
  - Prodigy™: #8-32 x 1/2" screws

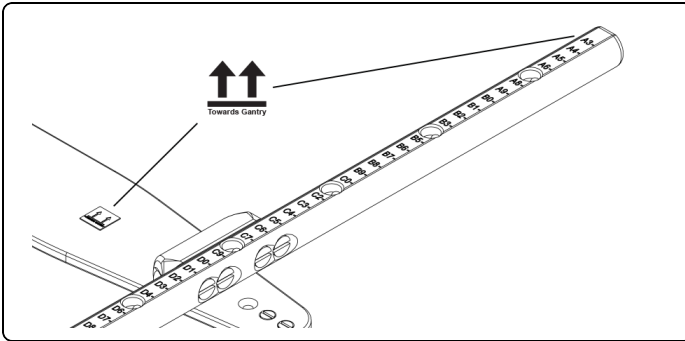


## 装配导轨 - 仅单元

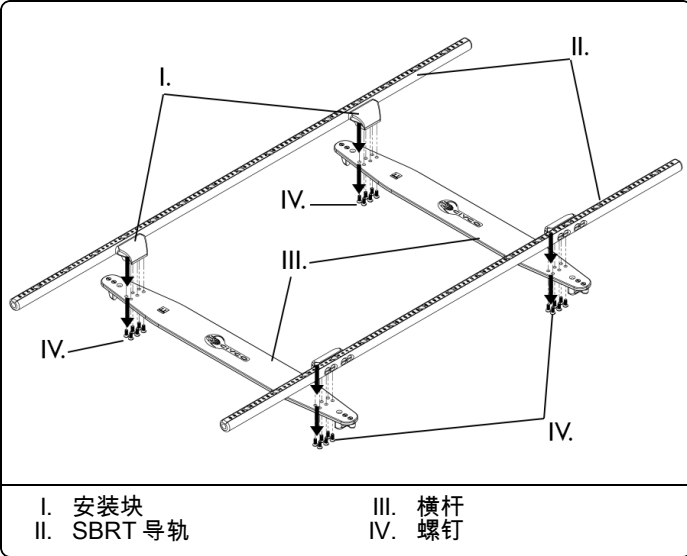
### 警告

- 如果没有使用正确的螺丝或以正确的方向组装导轨，则会导致损坏设备和/或患者不舒适。

1. 确保两根横杆上的“Towards Gantry (面向构架)”标签正确对准导轨标志（请参见下列示意图）。



2. 使用 #10-24 x 1/2" 螺丝 (24) 将需要的横杆连接入 SBRT 导轨组件的安装块内。





**产品名称:** 人体定位袋

**备案凭证编码:**

国械备20140355号

国械备20161113号

**产品技术要求编码:**

国械备20140355号

国械备20161113号

**备案人名称:** CIVCO Medical Solutions

美泰柯有限公司

**备案人注册地址:** 1401 8th St. SE, Orange City, IA, 51041, United States

**生产地址:** 1401 8th St. SE, Orange City, IA, 51041, United States

**电话:** 319 2486757

**备案人名称:** MEDTEC, Inc.

美泰柯有限公司

**备案人注册地址:** 1401 8TH ST. S.E. Orange City, IA USA 51041

**生产地址:** 1401 8TH ST. S.E. Orange City, IA USA 51041

**电话:** 319 2486757

**代理人:** 广州生原医疗科技有限公司

**代理人注册地址:** 广州市天河区黄村大道2号1103房

**电话:** 020-38080211

**传真:** 020-38080299

**售后服务机构名称:** 广州康理医疗器械有限公司

**地址:** 广州市天河区体育东路108号东座602单元

**电话:** 020-38080269

**型号规格:** 见标签

**结构及组成:** 见标签

**生产日期:** 见标签

**失效日期:** 见标签

**预期用途:** 用于放疗患者的体位固定。

**说明书编制日期:** 2013/6/5

**说明书修订日期:** 2019/3/29





# CIVCO

 CIVCO RADIOTHERAPY

1401 8th Street SE

Orange City, IA 51041

United States

800.842.8688, +1 712.737.8688

[info@civcort.com](mailto:info@civcort.com)

---

COPYRIGHT © 2019 ALL RIGHTS RESERVED. CIVCO, EXACT AND INTERLOC ARE REGISTERED TRADEMARKS OF CIVCO MEDICAL SOLUTIONS. LOK-BAR AND PRODIGY ARE TRADEMARKS OF CIVCO MEDICAL SOLUTIONS. ALL OTHER TRADEMARKS ARE PROPERTY OF THEIR RESPECTIVE OWNERS. PRINTED IN USA.

[WWW.CIVCORT.COM](http://WWW.CIVCORT.COM)