

Mobile Accessory Cart

REFERENCE GUIDE

CIVCO

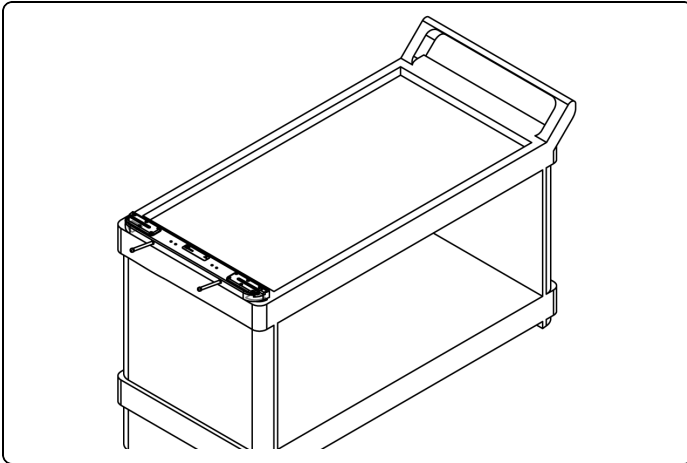
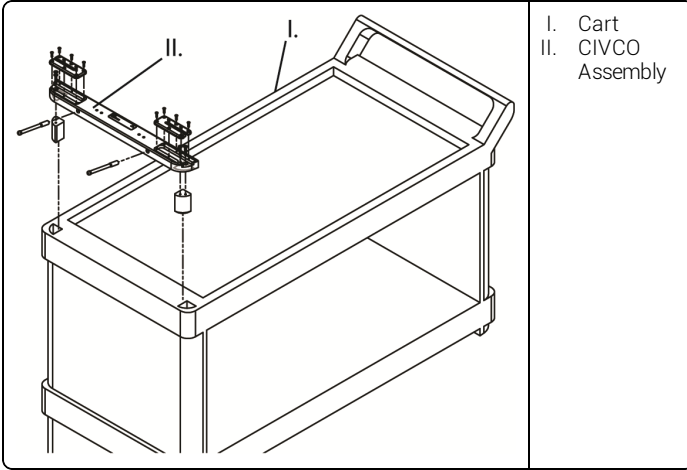
NOTE: Inspect device prior to use for signs of damage.

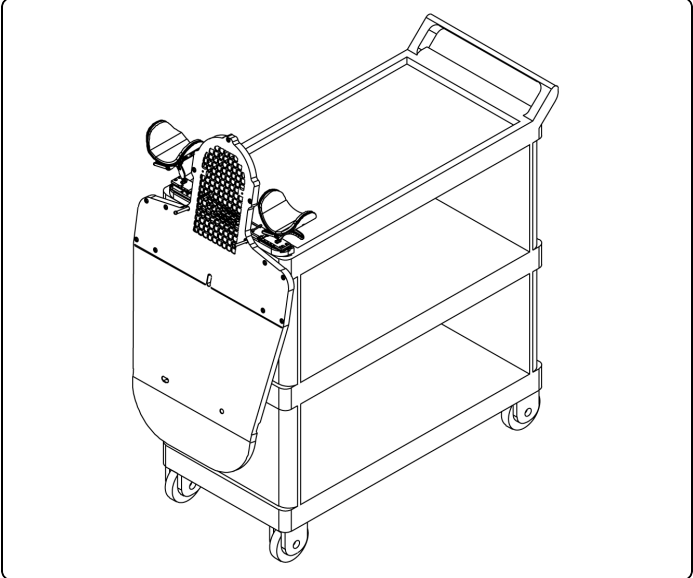
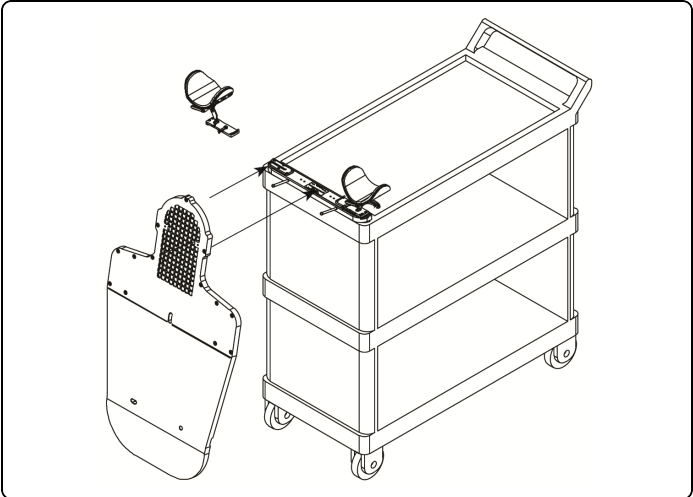
⚠ WARNING

- Do not exceed a shelf weight load capacity of 100 lbs (45kg) and total unit capacity of 300 lbs (136kg).

ASSEMBLING MOBILE ACCESSORY CART

1. Assemble cart per manufactures' instructions.
2. Replace handle of cart with CIVCO assembly (see illustration below).





CIVCO

CORPORATE OFFICE

2301 JONES BLVD., CORALVILLE, IA 52241
319.248.6757
INFO@CIVCORT.COM

GLOBAL SALES OFFICE

1401 8TH STREET SE, ORANGE CITY, IA 51041
712.737.8688, 800.842.8688
FAX: 712.737.8654

COPYRIGHT © 2018 ALL RIGHTS RESERVED. CIVCO IS A REGISTERED TRADEMARK OF CIVCO MEDICAL SOLUTIONS. ALL OTHER TRADEMARKS ARE PROPERTY OF THEIR RESPECTIVE OWNERS. PRINTED IN USA. ALL PRODUCTS MAY NOT BE LICENSED IN ACCORDANCE WITH CANADIAN LAW.

WWW.CIVCORT.COM