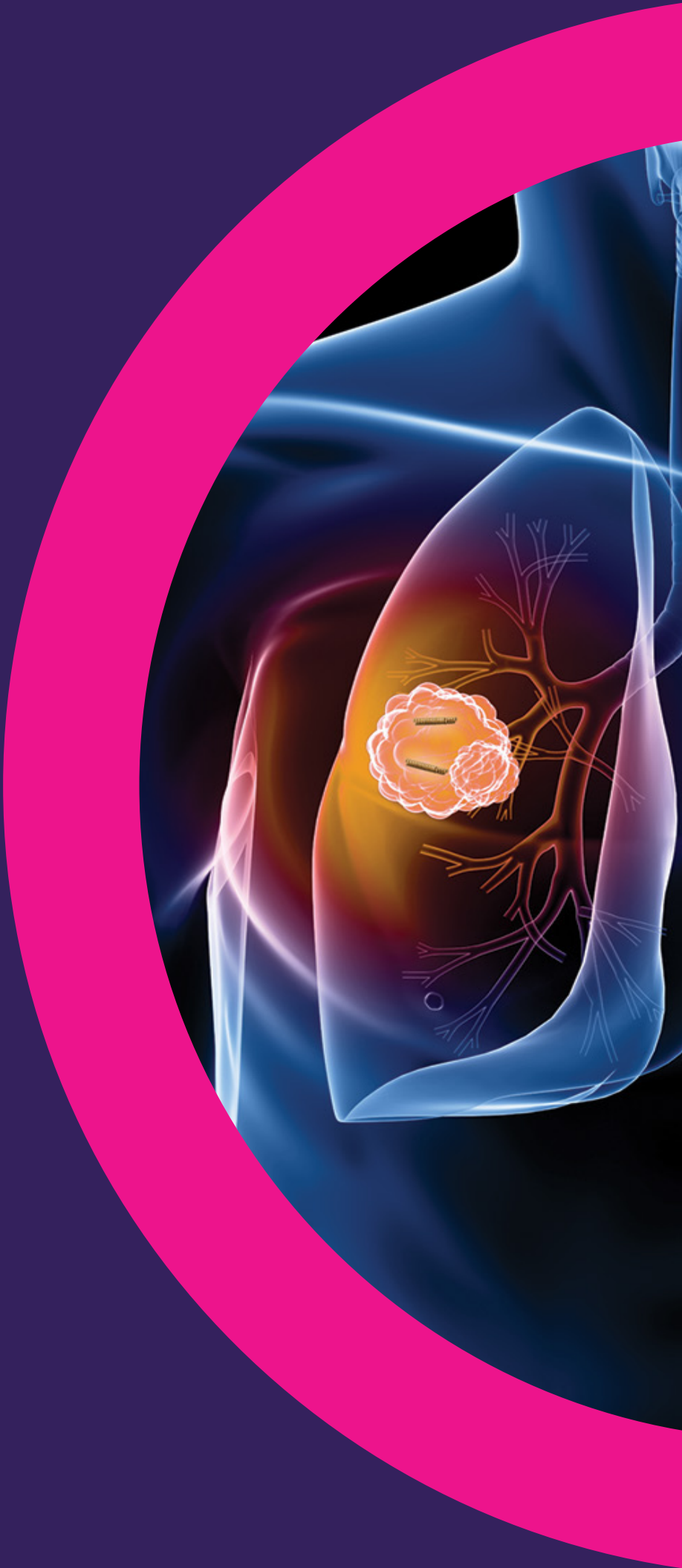


**FIDUCIAL
MARKERS**



Fiducial Markers

DISEASE SITE RECOMMENDATIONS

 HEAD & NECK
  BREAST
  LUNG
  ABDOMEN
  PROSTATE

LARGEST SELECTION OF SPECIALLY DESIGNED FIDUCIALS INCLUDES

- Linear gold coils with solid identifiable end points
- Linear gold coils specific for MRI and CT fusion
- Biocompatible artifact free polymer markers
- Fiducials linked at a specific distance for precise localization
- Liquid fiducial unique for marking soft tissue

GOLD MARKER FEATURES

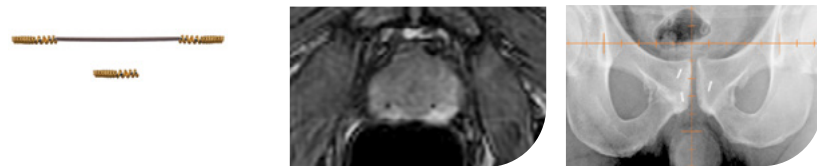
- Specially knurled surface is designed to inhibit migration
- 99.9% pure gold
- Non-biological imaging characteristics make markers easier to identify













MULTIPLE NEEDLE GAUGE SIZES

- 20, 19, 18 and 17 gauge needles

FusionCoil™







The FusionCoil Marker images equally as well in CT as it does in MRI. It consists of an open spiral gold coil with a special biocompatible alloy core that appears as a solid black dot in MRI. This is the first of its kind, providing superior reference for image fusion as well as precise IGRT.



MTCTXFC1051820	1 x 5 mm marker	18 GA ETW x 20 cm needle	Qty 1	   
MTCTXFC10201820	1 x 20 mm marker	18 GA ETW x 20 cm needle	Qty 1	 
MTCTXFC10251820	1 x 5 mm marker	18 GA ETW x 20 cm needle	Qty 1	 
Includes 2 markers with a 15 mm bioabsorbable spacer. NOT CE MARKED				
MTCTXFC1051825	1 x 5 mm marker	18 GA ETW x 25 cm needle	Qty 1	   

FusionCoil SBRT Kit

Cartridge Kits reduce the number of needle passes and minimize the chance of Edema or Pneumothorax.

MTCTXFC001	Pre-loaded FusionCoil needle, 18 GA x 20 cm, w/ 1 x 5 mm marker, Qty 1 Pre-loaded FusionCoil cartridges, 1 x 5 mm marker, Qty 2	  
MTCTXFC105185	Additional Pre-loaded FusionCoil cartridge, 1 x 5 mm marker, Qty 1	  



ALL FIDUCIAL MARKERS ON THIS PAGE ARE CE MARKED UNLESS NOTED AS NOT CE MARKED

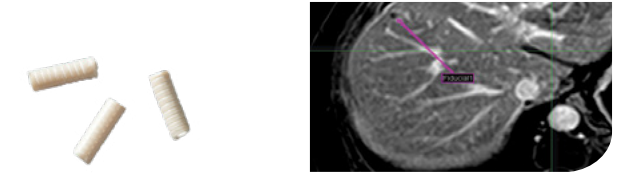
Fiducial Markers









DISEASE SITE RECOMMENDATIONS

 HEAD & NECK
  BREAST
  LUNG
  ABDOMEN
  PROSTATE

PolyMark™

The PolyMark Marker is the first biocompatible polymer-based marker. It minimizes artifact, is visible using kV based IGRT solutions, MRI and is optimized for Proton Therapy.






MTCTXPM101820	1 x 3 mm marker	18 GA ETW x 20 cm needle	Qty 1	  
MTCTXPM101825	1 x 3 mm marker	18 GA ETW x 25 cm needle	Qty 1	  
MTCTXPM0834	0.8 x 3 mm marker Loose, Sterile	-	Qty 4	 

PointCoil™

The PointCoil Marker is a 5mm long helical coil that provides a single unique point for IGRT. The helical design maximizes stability and minimizes artifact.







MTCTXPC0605	0.6 x 5 mm marker	20 GA ETW x 20 cm needle	Qty 1	  
-------------	-------------------	--------------------------	-------	---

Optimized for Proton. Minimal shadows when administering treatment.

PointCoil SBRT Kit

Cartridge Kits reduce the number of needle passes and minimize the chance of Edema or Pneumothorax.

MTCTXPC0819153	Trocar placement needle, 19 GA x 15 cm, Qty 1 Pre-loaded PointCoil cartridge, 0.8 x 5 mm marker, Qty 3	 
MTCTXPC08185	Additional Pre-loaded PointCoil cartridge, 0.8 x 5 mm marker, Qty 1	 



ALL FIDUCIAL MARKERS ON THIS PAGE ARE CE MARKED

Fiducial Markers

DISEASE SITE RECOMMENDATIONS

HEAD & NECK

BREAST

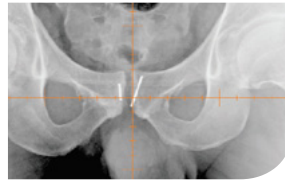
LUNG

ABDOMEN

PROSTATE

FlexiCoil™

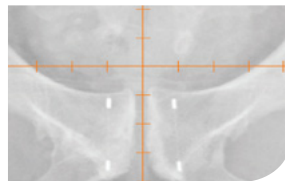
The FlexiCoil Marker is a unique, non-migrating marker with solid end points. FlexiCoil provides a unique image with two nodes that clearly define the end points.



MTCTXFC09101820	0.9 x 10 mm marker	18 GA ETW x 20 cm needle	Qty 1		
MTCTXFC12101720	1.2 x 10 mm marker	17 GA ETW x 20 cm needle	Qty 1		

FlexiMarc™ G/T

The FlexiMarc G/T Marker provides distinctive non-biological projection with easily definable nodes. The gold nodes are connected with a fine titanium line, which creates the optimal performance characteristics and visualization.



MTCTXGT10182010	1 x 3 mm markers 10 mm spaced	18 GA ETW x 20 cm needle	Qty 1	
MTCTXGT10182020	1 x 3 mm markers 20 mm spaced	18 GA ETW x 20 cm needle	Qty 1	

Optimized for CyberKnife® prostate treatments.

Coupled Markers

Coupled Markers are 3 mm long with either 0.8 or 1.0 mm diameters attached at a fixed distance, 20 mm apart from center to center. They are secured with a sterile, tissue-absorbable material. This ensures that the markers are implanted at a known distance for calculating precise localization.



MTNW887709	0.8 x 3 mm markers	18 GA ETW x 20 cm needle	Qty 2			
MTNW887710	1 x 3 mm markers	17 GA ETW x 20 cm needle	Qty 1			
MTNW887712	1 x 3 mm markers	17 GA ETW x 20 cm needle	Qty 2			
MTNW887711	1 x 3 mm markers 1.2 x 3 mm markers	17 GA ETW x 20 cm needle 17 GA ETW x 20 cm needle	Qty 1 Qty 1			

ALL FIDUCIAL MARKERS ON THIS PAGE ARE CE MARKED

Fiducial Markers

DISEASE SITE RECOMMENDATIONS

HEAD & NECK

BREAST

LUNG

ABDOMEN

PROSTATE

Align™

Align Markers are 10 mm long to accommodate localization software systems that utilize linear fiducials as opposed to multiple segment points.



MTNW887883	0.8 x 10 mm marker	18 GA ETW x 20 cm needle	Qty 2			
MTNW887881	1.2 x 10 mm marker	17 GA ETW x 20 cm needle	Qty 2			
MTNW887882	1.2 x 10 mm marker	17 GA ETW x 20 cm needle	Qty 3			

CyberMark™

CyberMark Markers were developed specifically for use with Accuray's CyberKnife robotic radiosurgery system. The gold marker measures 5 mm long and 1 mm in diameter, as specified in the CyberKnife software.



MTNW887851	1 x 5 mm marker	18 GA ETW x 20 cm needle	Qty 1			
MTNW887853	1 x 5 mm marker	18 GA ETW x 20 cm needle	Qty 3			
MTNW887855	1 x 5 mm marker Loose, Sterile	-	Qty 4			

Bone Markers

Bone Markers are 99.9% pure gold 2 mm spheres recommended for head and neck applications. They are typically placed in a small hole in the bone and sealed with bone wax, with minimal marker migration.



MTNW887805 NOT CE MARKED	2 mm diameter Loose, Sterile	-	Qty 3	
-----------------------------	---------------------------------	---	-------	--

Suture-Type Markers

Suture-Type Markers are designed for high accuracy breast tumor localization. The 99.9% pure gold spheres with small central holes are readily sutured in place to provide a permanent localization solution. They are prethreaded on absorbable sutures.



MTNW887866	2 mm diameter	-	Qty 3	
------------	---------------	---	-------	--

ALL FIDUCIAL MARKERS ON THIS PAGE ARE CE MARKED UNLESS NOTED AS NOT CE MARKED

Fiducial Markers

DISEASE SITE RECOMMENDATIONS

 HEAD & NECK
  BREAST
  LUNG
  ABDOMEN
  PROSTATE

Gold Soft Tissue Markers

Gold Soft Tissue Markers are 99.9% pure gold cylinders specially knurled to inhibit migration. They are 3 mm long and 0.8, 0.9, 1.2 or 1.6 mm in diameter. They are available loose or in sterilized preloaded needles.








MTNW887871	0.9 x 3 mm marker	18 GA ETW x 12 cm needle	Qty 1			
MTNW887870	0.9 x 3 mm marker	18 GA ETW x 12 cm needle	Qty 3			
MTNW887872	0.9 x 3 mm marker	18 GA ETW x 20 cm needle	Qty 1			
MTNW887873	0.9 x 3 mm marker	18 GA ETW x 20 cm needle	Qty 3			
MTNW887830	1.2 x 3 mm marker	17 GA ETW x 20 cm needle	Qty 1			
MTNW887825	1.2 x 3 mm marker	17 GA ETW x 20 cm needle	Qty 3			
MTNW887840	1.2 x 3 mm marker	17 GA ETW x 20 cm needle	Qty 4			
MTNW887836	1.2 x 3 mm marker	17 GA ETW x 30 cm needle	Qty 1			
MTNW887835	1.2 x 3 mm marker	17 GA ETW x 30 cm needle	Qty 3			
MTNW887837	1.2 x 3 mm marker	17 GA ETW x 30 cm needle	Qty 4			
MTNW887860	1.6 x 3 mm marker	14 GA ETW x 20 cm needle	Qty 3			
MTNW887808	0.8 x 3 mm marker Loose, Sterile	-	Qty 3			
MTNW887809	0.9 x 3 mm marker Loose, Sterile	-	Qty 3			
MTNW887810	1.2 x 3 mm markers 10 mm spaced	17 GA ETW x 20 cm needle	Qty 1			
MTNW887812	1.2 x 3 mm marker Loose, Sterile	-	Qty 3			



ALL FIDUCIAL MARKERS ON THIS PAGE ARE CE MARKED

Fiducial Markers

DISEASE SITE RECOMMENDATIONS

 HEAD & NECK
  BREAST
  LUNG
  ABDOMEN
  PROSTATE

Accusyte™ 3-D Fiducial Marking System **NEW**

The Accusyte 3-D Fiducial Marking System marks the planes of a soft tissue cavity after a tumor has been removed. The fiducial sutures are used when soft tissue needs to be marked for future medical procedures, such as subsequent radiation therapy.






After a biopsy or tumor removal, the Accusyte fiducial sutures are sewn around the perimeter of the tumor bed at the anterior, posterior, middle, and lateral planes of the tumor cavity. The fiducials allow for accurate delineation of target volumes during treatment planning and assist with image guided radiation therapy (IGRT) before each session.


The fiducial markers are woven within an absorbable suture. When the body absorbs the suture, the fiducial markers remain within the tissue. Migration of the markers from their original position is unlikely, as the tissue produced during the healing process holds the markers in place.

Each package contains six sutures, which are sewn into place using the same technique as other sutures commonly used.

ONLY AVAILABLE IN THE U.S.



MTSRP104	Accusyte 3-D Fiducial Marker Suture Set	1 x 4 mm	1 Box/6 Sutures					
----------	---	----------	-----------------	--	--	--	--	--



Fiducial Markers

BioXmark® Liquid Fiducial Marker **NEW** **MANUFACTURED BY NANOVI**

The liquid nature of BioXmark enables implantation of multiple markers of varying sizes in the same uninterrupted procedure. Following implantation, sticky and soft markers form, adapting to the surrounding tissue* and remaining visible under relevant imaging, including MRI. BioXmark markers are non-metallic and have low levels of artifacts and low-dose perturbation. These qualities support precise treatment planning and image-guided treatment, including proton therapy. Achieve CT and MRI image acquisitions while ensuring streamlined workflows and low risk of complications, all without specialized equipment.

CONTACT US FOR AVAILABILITY IN YOUR MARKET

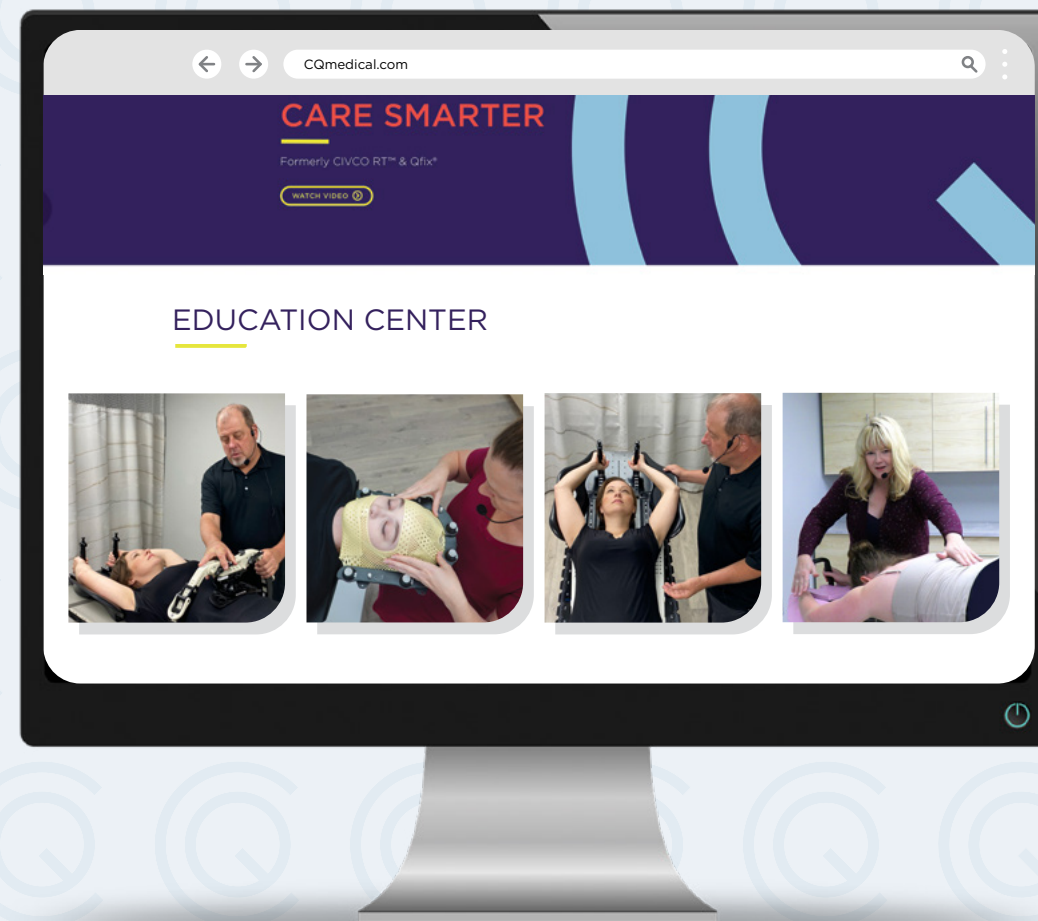


11210590	BioXmark Liquid Fiducial Marker	Qty 5 bottles/box
----------	---------------------------------	-------------------



*BioXmark has De Novo clearance from the US FDA with an indication for use to radiographically mark lung, bladder and lymph nodes in adult patients. For markets outside the U.S., BioXmark is indicated for use to radiographically mark soft tissue (bladder, esophagus, liver, lung, lymph nodes, rectal, stomach, pancreas, head & neck).

Schedule Your CE Webinar or Training Course Today!



The CQ Medical Education Center is designed to **simulate a clinical environment** and **facilitate virtual webinars**. The center allows us to provide **uninterrupted support** to our clinical partners around the world.



**VIEW OUR CE WEBINAR OPPORTUNITIES OR
SCHEDULE A TRAINING COURSE**

AN OPEN LETTER TO FEAR

Dear Fear,

There is no place for you here.
No reason for being.
We know the anxiety you bring.
And we loathe it.
So, we took you on.
Designing rigid radiation immobilization masks
that allow a patient to see and breathe and feel as
physically and mentally comfortable as possible.
Because when patients are put more at ease, they're
in a better position for better outcomes.
You can't outrun us.
We see you.
Take that, fear.

 **CQ MEDICAL™**
Care Smarter





info@CQmedical.com | CQmedical.com



Copyright ©2024 CQ Medical. All rights reserved. Align, CQ Medical, Cybermark, FlexiMarc, FlexiCoil, FusionCoil, PolyMark, and PointCoil are trademarks of Medtec LLC. Accusyte is a trademark of Radiation Products, LLC. BioXmark is a registered trademark of Nanovi A/S. All other trademarks are property of their respective owners.

This brochure contains information about products which may or may not be available in particular countries. These products may not be licensed in accordance with Canadian law. Each country has specific laws and regulations governing the commercialization of medical devices and the communication of information regarding medical devices in printed and digital media. Products appearing in this brochure or on our website may or may not have received approval, clearance, or marketing authorization by a governmental regulatory body in any particular country, or may have received approval, clearance, or marketing authorization for different indications and restrictions in different countries, or may be for investigational use only. A product's appearance in this brochure should not be construed as a solicitation or promotion for said product, nor any indication which is not authorized by the laws and regulations of the country where the reader resides.